

Aroco AC-BLE-T110B Battery Compartment Quick Start Guide



Revision: v1.0

Updated: 29 Oct 2020


Specification

AC-BLE-T110B:

Size	Approx. 81.8 x 61.3 x 36.6 mm
Weight	Approx. 54 grams (without Battery)
Casing	PC/ABS Case
Battery	2 x C-Type 1.5 Batteries Appr. 5000mAh
Waterproof Rating	IP68
Material Resistance	UV resistance

Instructions for Connect the Aroco Beacon


1. Unscrew the screw and open the cover for both Battery Compartment and Aroco Beacon.



2. Paste the Aroco Beacon on the top of the compartment to connect the Power Pin.



3. Screw it by 4 screw inside the compartment.



4. Insert the C-type 1.5V Battery.



5. Close the cover and screw it.



6. Aroco Beacon run with the battery compartment now.

